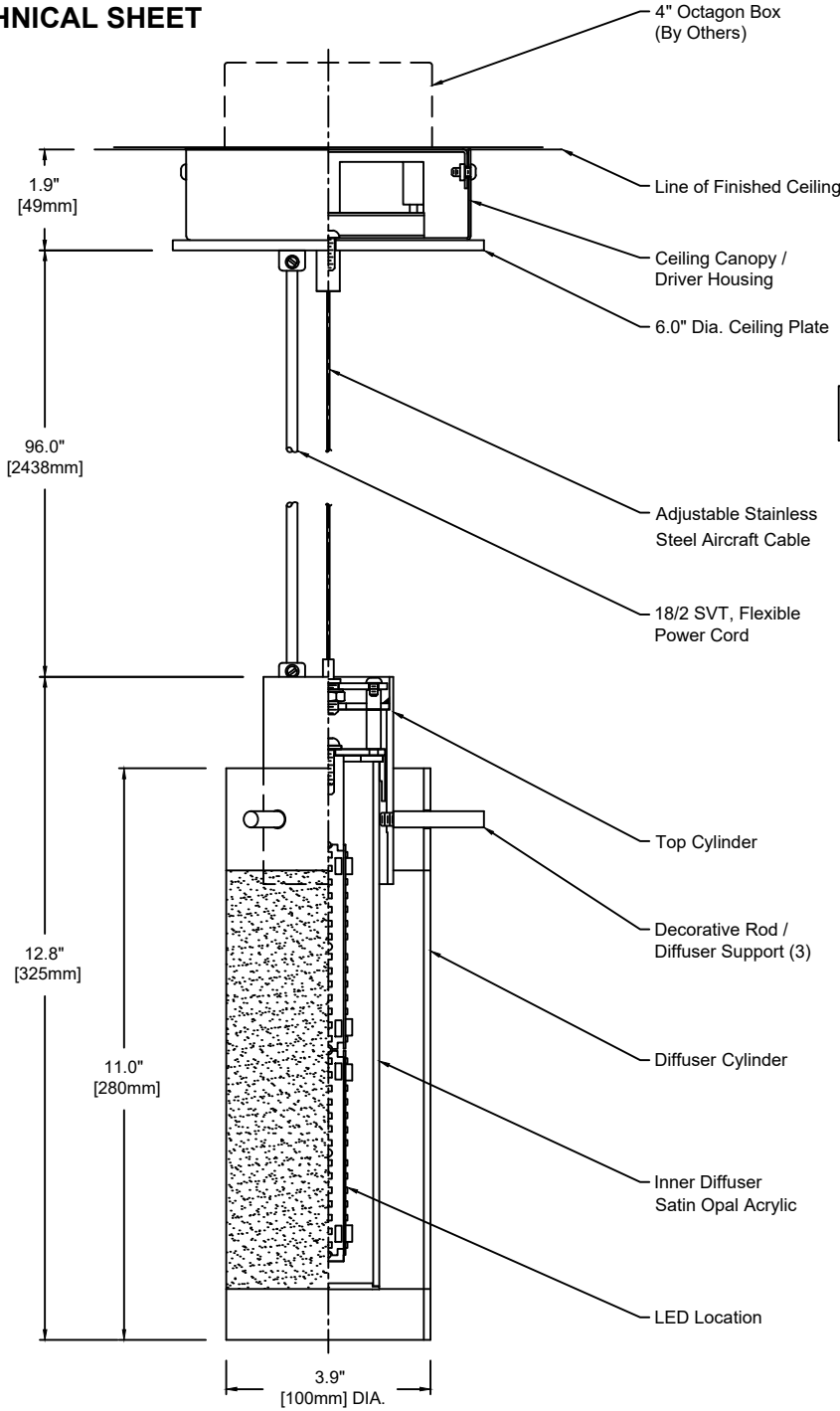
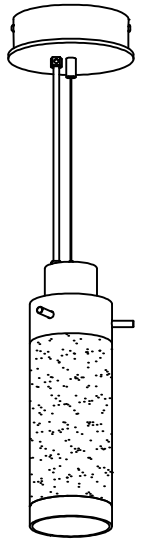


Fuse

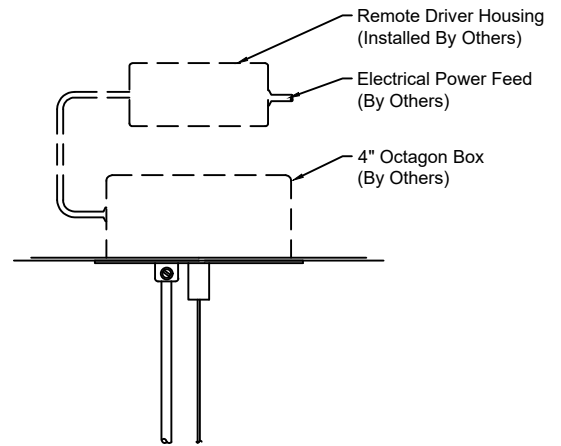
TECHNICAL SHEET



Note:
Canopy finish matches housing



PERSPECTIVE VIEW



Remote Driver Detail:
Scale: N.T.S.

Note - Remote Driver:
L3D0E - Lutron Hi-Lume
Premier 0.1% EcoSystem - Only

Fixture Weight :8 lbs

1571	P	11	L	830	U	S	CG	12	CC
Model	Type	Size	Wattage	Color Temp	Voltage	Control	Diffuser	Finish	Options
P - Pendant	11"	L	827 - 2,700K 830 - 3,000K 835 - 3,500K 840 - 4,000K	1 - 120 VAC only U - 120/277 V	S D010 DFPN L3DAE L3D0E	CG - Clear / Satin Glass	12 - Satin Nickel 19 - Painted Anodized Aluminum - RAL 9006 Matte 21 - Painted White - RAL 9010 Matte 22 - Painted Custom Color	CC - Clear Insulated Cable (Standard) WC - White Cable BC - Black Cable	

Wattage and Control

Control (Integral):	Wattage "L" - 8 Watt
S - Non-Dim	2,700K - 1,066 lm
D010 - 0-10V 10%	3,000K - 1,066 lm
DFPN - Lutron Forward Phase 1%, 120VAC	3,500K - 1,109 lm
L3DAE - Lutron Hi-Lume 1% EcoSystem	4,000K - 1,130 lm

Control (Remote 24V):
L3D0E - Lutron Hi-Lume Premier 0.1% EcoSystem

Technical Data:
Form - linear, Operating voltage: 24VDC
Color rendering index Ra min: 82 CRI, Available in 90 CRI
Viewing angle: 110°
Lifetime - L70: 60,000h
Working temperature: -20°C to 60°C (-4°F to 140°F)

Remote Driver:
Max. wiring distance / Load
Lutron
Wire Gauge ≤96W
#18AWG 25'
#16AWG 40'
#14AWG 60'

